

www.codecorp.com



Configuration Guide




[YouTube.com/codecorporation](https://www.youtube.com/codecorporation)

VERSION 03 — RELEASE DATE: MARCH 2016

Configuring CR1000 and CR1400 Barcode Readers

To configure a CR1000 or CR1400 to be dedicated to a patient room or workstation on wheels, scan the following barcode:




M10134_01

Dedicated to Patient Room or
Workstation on Wheels


Configuring a CR2600 Barcode Reader

Scan the preferred CR2600 workflow configuration setting barcode:



M10204_02

Dedicated to
Workstation on Wheels



M10203_02

Dedicated to
Clinician



M10202_02

Dedicated to
Patient Room

CR1400 and CR2600 Feedback Settings

Scan the preferred feedback setting:



Vibrate On/
Beep On

M10140_01



Vibrate On/
Beep Off

M10141_02




Vibrate Off/
Beep On

M10142_01

Note: The CR1000 does not have a vibration feature. To change the beep volume, download the CR1000 Configuration Guide from www.codecorp.com.

CR1000, CR1400 and CR2600 Reader Settings

Scan the preferred configuration setting:



M10429_01

Ignore Second
Barcode on IV Bag



M10139_02

Clear all JavaScript Rules



M10002_02

Reset CR1000/CR1400 to
Factory Default Settings



M10001_03

Reset CR2600 to
Factory Default Settings

Firmware Version Information

Scan the following barcodes to identify firmware versions:



M10157_01

Reader Firmware
Version Information



M10158_01

Modem Firmware
Version Information

