

[www.codecorp.com](http://www.codecorp.com)



Configuration Guide




[YouTube.com/codecorporation](https://www.youtube.com/codecorporation)

VERSION 3 – RELEASE DATE: MARCH 2016

### Configuring CR1000 and CR1400 Barcode Readers

To configure a CR1000 or CR1400 to be dedicated to a patient room or workstation on wheels, scan the following barcode:




M10134\_01

Dedicated to Patient Room or  
Workstation on Wheels


### Configuring a CR2600 Barcode Reader

Scan the preferred CR2600 workflow configuration setting barcode:



M10204\_02

Dedicated to  
Workstation on Wheels



M10203\_02

Dedicated to  
Clinician



M10202\_02

Dedicated to  
Patient Room

## CR1400 and CR2600 Feedback Settings

Scan the preferred feedback setting:



Vibrate On/  
Beep On

M10140\_01



Vibrate On/  
Beep Off

M10141\_02




Vibrate Off/  
Beep On

M10142\_01

*Note: The CR1000 does not have a vibration feature. To change the beep volume, download the CR1000 Configuration Guide from [www.codecorp.com](http://www.codecorp.com).*

## CR1000, CR1400 and CR2600 Reader Settings

Scan the preferred configuration setting:



M10429\_01

Ignore Second  
Barcode on IV Bag



M10139\_02

Clear all JavaScript Rules



M10002\_02

Reset CR1000/CR1400 to  
Factory Default Settings



M10001\_03

Reset CR2600 to  
Factory Default Settings

## Firmware Version Information

Scan the following barcodes to identify firmware versions:



M10157\_01

Reader Firmware  
Version Information



M10158\_01

Modem Firmware  
Version Information